

Curriculum Integration Reading Program



# Easy Link



35 words

**L1**



W O R K B O O K

NE Build & Grow

# LEasy Link

Curriculum Integration Reading Program

35 words

L1

NE-Build & Grow

W O R K B O O K

## Word Practice

### A Read and match.

1. glue •



2. notebook •



3. backpack •




### B Choose and complete.

1. 

r e  
s

 era

2. 

n p  
e

 cil

3. 

u e  
l

 g




Sentence Practice

C Choose and write.

notebook    backpack    eraser

1.  I pack my \_\_\_\_\_.

2. I have an  \_\_\_\_\_.

3. I have a  \_\_\_\_\_.

D Unscramble and write.

1. have I a pencil.  
\_\_\_\_\_

2. is Where glue? my  
\_\_\_\_\_

3. ready for am school. I  
\_\_\_\_\_

School Places

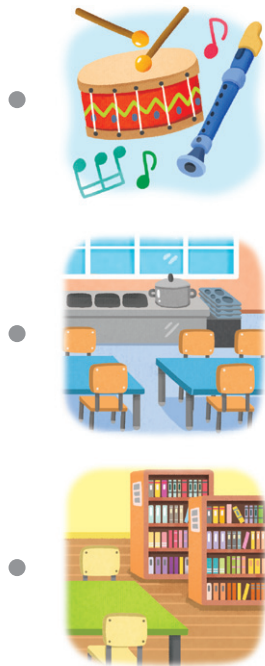
Word Practice

A Read and match.

1. cafeteria •

2. music •


3. library •



B Find, circle, and write.

1.  treartep \_\_\_\_\_

2.  smusicus \_\_\_\_\_

3.  libtegym \_\_\_\_\_



## Sentence Practice

**C** Choose and write.

art gym library



1. There is a \_\_\_\_\_.



2. There is a \_\_\_\_\_.



3. There is an \_\_\_\_\_ room.

**D** Unscramble and write.

1. my love school. I

\_\_\_\_\_

2. is There a music room.

\_\_\_\_\_

3. favorite place My the cafeteria. is

\_\_\_\_\_



## Classroom Shapes


### Word Practice

**A** Read and match.

1. shape



2. rectangle

3. triangle



**B** Choose and complete.

1.   cir

2.   s    re

3.      angle



## Sentence Practice

 Choose and write.

square      circle      rectangle



1.  It is a \_\_\_\_\_.



2.  It is a \_\_\_\_\_.



3.  It is a \_\_\_\_\_.

**D** Unscramble and write.

1. a table. is This

2. is This a window.

3. This a clock. is

# A School on the Water

## Word Practice

**A Read and match.**

1. water



2. sing



3. boat



**B Find, circle, and write.**


1.  laplayng



2.  spastudy



3.  toaboata



## Sentence Practice

### C Choose and write.

study   sing   play

1. We  \_\_\_\_\_ on the water.

2. We  \_\_\_\_\_ on the water.

3. We  \_\_\_\_\_ on the water.

### D Unscramble and write.

1. Our school   the water.   is   on

\_\_\_\_\_

2. go to   We   by boat.   school

\_\_\_\_\_

3. on   We   eat   the water.

\_\_\_\_\_



## A Tall Ice Cream Cone

### Word Practice

#### A Read and match.


1. tall



2. scoop



3. cone



#### B Choose and complete.

1.



a   m  
n

□ □ □ go

2.



c   l  
o

cho □ □ ate

3.




o   c  
n

□ □ e


## Sentence Practice

**C** Choose and write.

mango scoop chocolate

1. I like  \_\_\_\_\_.

2. I like  \_\_\_\_\_.

3. I get one  \_\_\_\_\_.

**D** Unscramble and write.

1. like strawberry. I

\_\_\_\_\_

2. two get scoops. I

\_\_\_\_\_

3. a tall have I ice cream cone!

\_\_\_\_\_



## Too Much Ice Cream

### Word Practice

**A** Read and match.

1. run



2. truck



3. bathroom



**B** Find, circle, and write.

1.



lunrunik

\_\_\_\_\_

2.



colbowlb

\_\_\_\_\_

3.



fridgega

\_\_\_\_\_



## Sentence Practice

### C Choose and write.

bathroom fridge truck

1.  Lucy runs to the \_\_\_\_\_.

2.  Mike runs to the \_\_\_\_\_.

3.  He runs to the \_\_\_\_\_.

### D Unscramble and write.

1. I the store. to run

2. eat ice cream. We

3. bowls. eats Mike three

## Word Practice

### A Read and match.


1. melt •

2. cake •

3. share •



### B Choose and complete.

1.  o r b    ther


2.  i t s s    er

3.  t e l m

## Sentence Practice

### C Choose and write.

sister brother Share

1.  \_\_\_\_\_ it with your friends.

2. Share it with your  \_\_\_\_\_.

3. Share it with your  \_\_\_\_\_.

### D Unscramble and write.

1. a big Kelly has ice cream cake.

\_\_\_\_\_

2. it's No, mine!

\_\_\_\_\_

3. My melting! is ice cream cake

\_\_\_\_\_



## Let's Make Ice Cream!

### Word Practice

#### A Read and match.

1. ice



2. salt




3. milk



#### B Find, circle, and write.



msugarlic



saltamlb




rkashake




## Sentence Practice

### C Choose and write.

milk ice sugar

1. Put  \_\_\_\_\_ in it.

2. Put  \_\_\_\_\_ in it.

3. Put  \_\_\_\_\_ in it.

### D Unscramble and write.

1. it. shake Then

\_\_\_\_\_

2. is a big bag. Here

\_\_\_\_\_

3. in it. the small bag Put

\_\_\_\_\_

## Where Is the Smell?

### Word Practice

### A Read and match.

1. find




2. shoes



3. smell



### B Choose and complete.

1. 

d e  
b

 room

2. 

i t  
k

 chen

3. 

m e  
l

 s  |

# Sentence Practice

C Choose and write.

kitchen bedroom find

1. Let's  \_\_\_\_\_ it.

2. We look in the  \_\_\_\_\_.

3. We look in the  \_\_\_\_\_.

D Unscramble and write.

1. smells bad! Something  
\_\_\_\_\_  
\_\_\_\_\_

2. look We in the living room.  
\_\_\_\_\_  
\_\_\_\_\_

3. It's here. not  
\_\_\_\_\_  
\_\_\_\_\_

# Special Houses

## Word Practice

A Read and match.

1. cool •


2. warm •

3. snow •



B Find, circle, and write.

1.  igloocao \_\_\_\_\_

2.  snowlami \_\_\_\_\_

3.  aleamudt \_\_\_\_\_





## Sentence Practice

### C Choose and write.

cool igloo warm

1. I live in an  \_\_\_\_\_.

2. Our house is  \_\_\_\_\_.

3. Our house is  \_\_\_\_\_.

### D Unscramble and write.

1. our house make We with snow.

\_\_\_\_\_

2. in a mud house. live I

\_\_\_\_\_

3. We with mud. make our house

\_\_\_\_\_

## The Three Little Pigs

### Word Practice

### A Read and match.

1. stick




2. blow




3. wolf



### B Choose and complete.

1.  i b r    ck


2.  w a r st


3.  o l w    f


## Sentence Practice

**C** Choose and write.

straw stick brick

1.  I make a \_\_\_\_\_ house.

2.  I make a \_\_\_\_\_ house.

3.  I make a \_\_\_\_\_ house.

**D** Unscramble and write.

1. comes a bad wolf. Here  
\_\_\_\_\_

2. my house. blows down He  
\_\_\_\_\_

3. He blow down can't my house.  
\_\_\_\_\_

## Animal Houses

### Word Practice

**A** Read and match.

1. hive •

2. burrow •

3. snail •



**B** Find, circle, and write.

1.  kenestla \_\_\_\_\_

2.  shellapo \_\_\_\_\_

3.  wosnaila \_\_\_\_\_



Sentence Practice

C Choose and write.

shell   nest   burrow



Look at the \_\_\_\_\_.



Look at the \_\_\_\_\_.



Look at the \_\_\_\_\_.

D Unscramble and write.

1. there!   A bird   lives

\_\_\_\_\_

2. lives   A rabbit   there!

\_\_\_\_\_

3. Bees   there!   live

\_\_\_\_\_

Memo

\_\_\_\_\_

\_\_\_\_\_

\_\_\_\_\_

\_\_\_\_\_

\_\_\_\_\_

\_\_\_\_\_

\_\_\_\_\_

\_\_\_\_\_

\_\_\_\_\_

\_\_\_\_\_

\_\_\_\_\_

\_\_\_\_\_

\_\_\_\_\_

\_\_\_\_\_

\_\_\_\_\_

\_\_\_\_\_

\_\_\_\_\_

\_\_\_\_\_

\_\_\_\_\_

\_\_\_\_\_

\_\_\_\_\_

\_\_\_\_\_

## This image shows a single page from a notebook or ledger. The page is white with horizontal blue ruling lines spaced evenly apart. There are no vertical margin lines, and the page is completely blank except for the lines. The corners of the page are rounded.