




EXPLORE OUR WORLD



Explore Our World Workbook 1

Series Editors: JoAnn (Jodi) Crandall, Joan Kang Shin

Authors: Diane Pinkley, Ann Rossi

Publisher: Sherri Roth

Executive Editor: Eugenia Corbo

Senior Acquisitions Editor: Diane Pinkley

Managing Editor: Angel Alonso

Assistant Editor: Lisa DeBenedictis

Project Manager: Maeyee Barrette

Director of Global Marketing: Ian Martin

International Marketing Manager: Steve King

Associate Product Marketing Manager: Dave Spain

Director of Production: Michael Burggren

Content Project Manager: Mark Rzesutek

Manufacturing Planner: Mary Beth Hennebury

Cover Design: Michael Rosenquest

Interior Design and Composition: PreMedia Global, Inc.

Cover Photo: ©David Doubilet

On the Cover

CLOWNFISH

FAST FACTS

Type: fish

Group name: school

Average life span in the wild: 6 to 10 years

Size: 11 cm (4.3 in.)

— 11 cm —



© 2015 National Geographic Learning, a part of Cengage Learning

ALL RIGHTS RESERVED. No part of this work covered by the copyright herein may be reproduced, transmitted, stored or used in any form or by any means graphic, electronic, or mechanical, including but not limited to photocopying, recording, scanning, digitizing, taping, Web distribution, information networks, or information storage and retrieval systems, except as permitted under Section 107 or 108 of the 1976 United States Copyright Act, without the prior written permission of the publisher.

For permission to use material from this text or product, submit all requests online at cengage.com/permissions. Further permissions questions can be emailed to permissionrequest@cengage.com

Book ISBN: 978-1-305-07826-0

Book + Media ISBN: 978-1-305-08470-4

National Geographic Learning

20 Channel Center Street

Boston, MA 02210

USA

Cengage Learning is a leading provider of customized learning solutions with office locations around the globe, including Singapore, the United Kingdom, Australia, Mexico, Brazil, and Japan.

Locate your local office at: international.cengage.com/region

Cengage Learning products are represented in Canada by Nelson Education, Ltd.

Visit National Geographic Learning online at ngl.cengage.com

Visit our corporate website at www.cengage.com

For Workbook Audio go to:

Explore Our World Online

Go to: myNGconnect.com

Click on: **FOR STUDENTS**

Username: **eowstudent1**

Password: **natgeo**

NATIONAL
GEOGRAPHIC

EXPLORE OUR WORLD

WORKBOOK 1

SERIES EDITORS

JoAnn (Jodi) Crandall
Joan Kang Shin

AUTHORS

Diane Pinkley
Ann Rossi

Unit 0		1
Unit 1	My Classroom	4
Unit 2	My World	12
Unit 3	My Family	20
Unit 4	My House	28
Units 1–4 Review		36
Unit 5	Cool Clothes	38
Unit 6	My Toys	46
Unit 7	My Body	54
Unit 8	Good Food	62
Units 5–8 Review		70
Our World song		72
Unit songs		73

Welcome to Our World!

1 Listen. Read. Write. Use words from the box. TR: 2

Hi name seven six


1. Hello. I'm Eddie.

What's your _____?

2. _____. My name's Polly.

3. I'm _____. How old are you, Eddie?

4. I'm _____. It's my birthday!



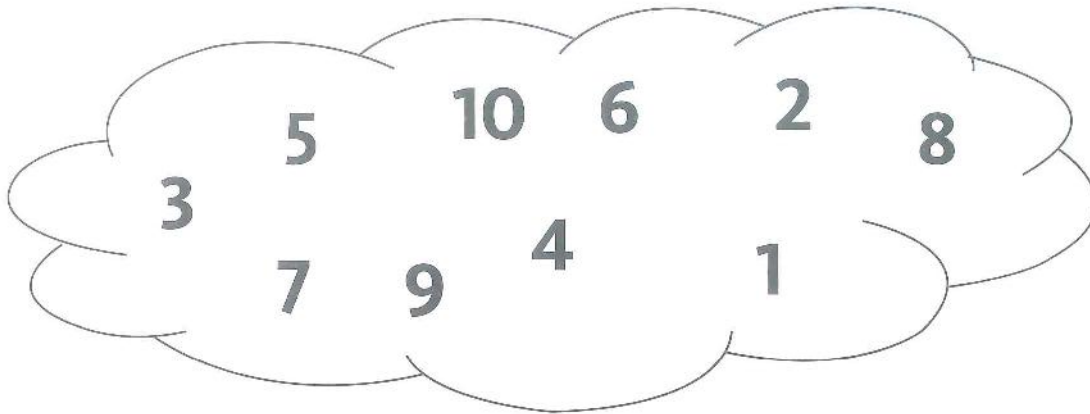
2 Read. Write.

A ____ C D ____ F G ____

I ____ K L M ____ O ____


Q R S ____ U V W ____ Y ____

3 Look. Listen and circle. TR: 3




4 Listen and read. Look. Draw a line to match. TR: 4

1. a star



2. a square



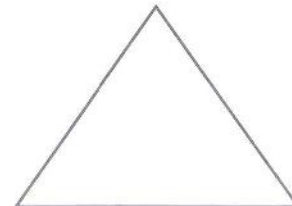
3. a rectangle



4. a triangle



5. a circle



5 Read. Look at Activity 4. Color.


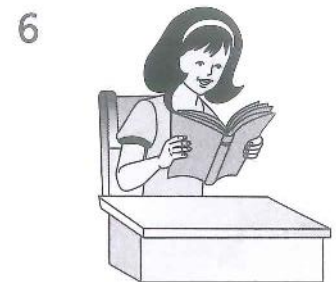


1. Color the square purple.
2. Color the circle red.
3. Color the rectangle yellow.
4. Color the triangle green.
5. Color the star orange.

6 Read and draw.

1. Draw three yellow stars.
2. Draw two black circles.
3. Draw one blue square.



7 Look and match. Write the number.



- ☒ 10 sing
- ☐ write
- ☐ walk
- ☐ draw

- ☐ stand up
- ☐ read
- ☐ listen



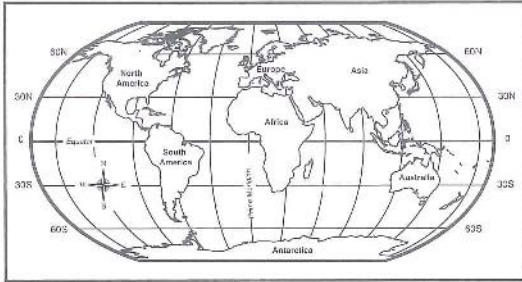
- ☐ point
- ☐ say
- ☐ sit down

Unit 1

My Classroom



1 Listen. Look and match. Draw lines. TR: 5



1. a clock

2. a computer

3. a crayon

4. a map

5. paper

6. a pen

7. a pencil

GRAMMAR

Is it a crayon?

Is it a map?

Yes, **it is**. **It's** a crayon.

No, it **isn't**. **It's** paper.

It's = It is

isn't = is not

2 Listen. Circle. TR: 6

1.



Yes, it is.

No, it isn't.

2.



Yes, it is.

No, it isn't.

3.



Yes, it is.

No, it isn't.

4.



Yes, it is.

No, it isn't.

5.



Yes, it is.

No, it isn't.

3 Circle one object in the list. Draw and color it.

Read and write.

clock

crayon

paper

pen

Is it a pen? _____

4 Read and match. Write the numbers.



☐

1

☐
☐
☐

1. an eraser 2. a book 3. a desk 4. a picture 5. a chair

5 Listen and find. Color. Write. TR: 7



1. picture _____

4. _____

2. _____

5. _____

3. _____

GRAMMAR

What is it?

It's an eraser.

What color is it?

It's orange.

How many erasers?

Three.

6 Listen and write. Draw lines. TR: 8

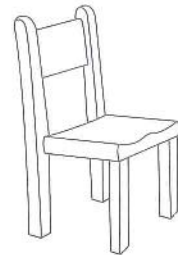
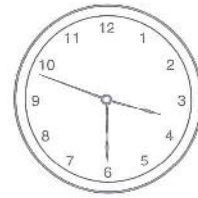
1. What is it?

2. _____ is the clock?

3. _____ pencils?

4. _____ is it?

5. _____ books?



7 Look and write.

1. Look at page 6. It's gray. What is it? a picture

2. Look at page 6. It's orange. What is it? _____

3. Look at page 5. How many clocks? _____

4. Look at page 6. It's green. What is it? _____


5. Look at page 6. It's yellow. What is it? _____

8 Listen and draw a line. TR: 9

1 It's a		
2 Two		
3 It's a		
4 It's an		
5 Six		

9 Draw and write.

What is it?



10 Listen to the song. Circle. TR: 10

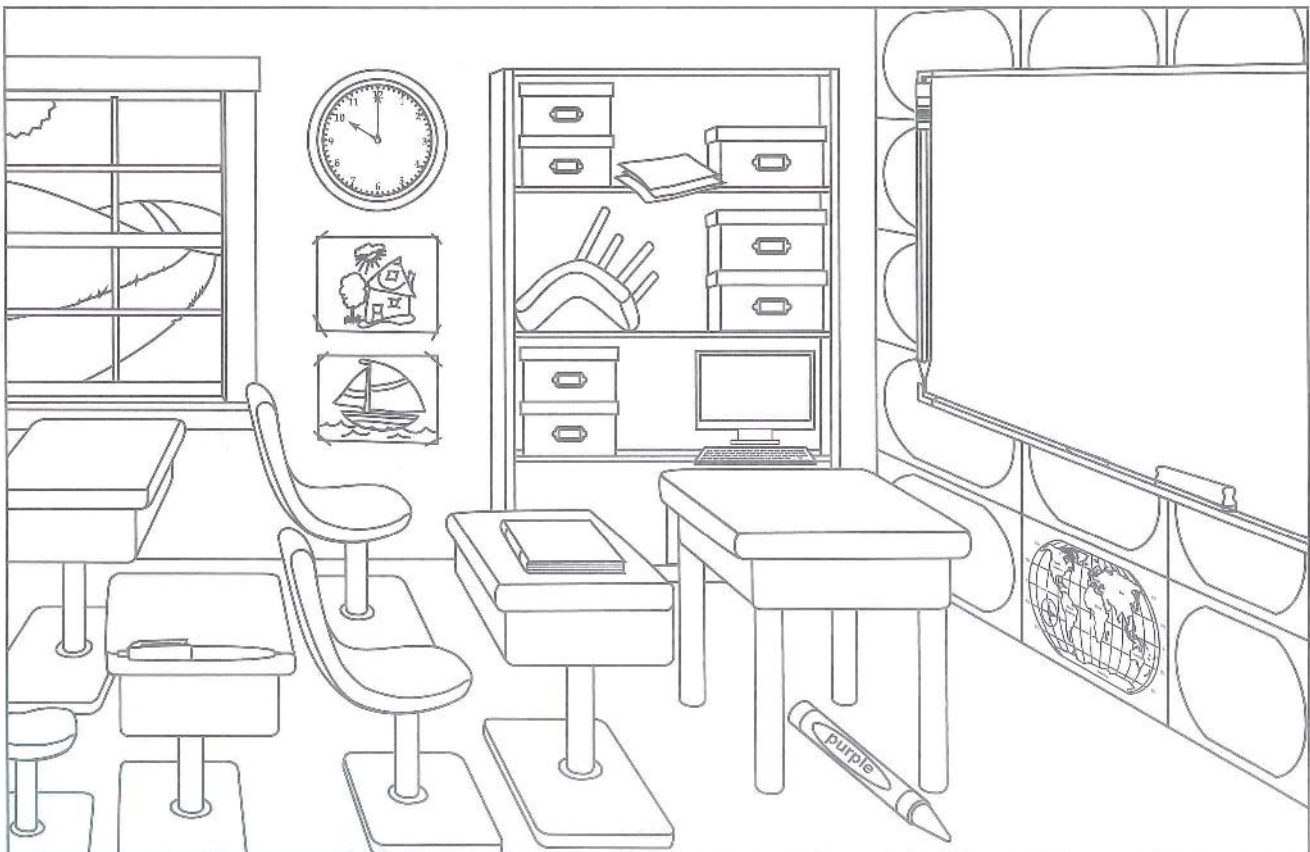
I have my



and I have my



11 Listen. Find six pictures of words with **p** as in **pen**. Color the pictures that have **p**. TR: 11



1. pencil
5. computer

2. book
6. chair

3. paper
7. map

4. pen
8. purple

12 Listen and read. TR: 12

The English Alphabet

In the past

A B C D E F G H I K L M
N O P Q R S T V X Y Z


23 letters



Now

A B C D E F G H I J K L M N
O P Q R S T U V W X Y Z

26 letters



13 Read. Circle yes or no.

- Now the English alphabet has 20 letters. yes no
- Now the English alphabet has 26 letters. yes no

14 Read and write.

- In the past: How many letters? _____
- Now: How many letters? _____

15 Read.



16 Make a name tag.

1. Cut out and color a name tag.
2. Write **Hello** with a crayon.
3. Write **My name is** with a pencil.
4. Write your name in a different color.

17 Look and write.

?	.
Is it a pencil? What is it? What color is it? What's your name?	No, it's a pen. It's a clock. It's purple. I'm Eddie.

1. Is it a book _____
2. No, it's a map _____
3. What is it _____
4. It's a computer _____
5. What color is it _____
6. It's white _____

Unit 2

My World

1 Listen. Look and match. Write the number. TR: 13

- | | | | |
|----------------------------------|----------------------------------|--------------------------------------|----------------------------------|
| <input type="checkbox"/> a river | <input type="checkbox"/> the sun | <input type="checkbox"/> a bird | <input type="checkbox"/> the sky |
| <input type="checkbox"/> a tree | <input type="checkbox"/> a rock | <input type="checkbox"/> a butterfly | |

1 —●

2 —●

3 —●

4 —●

5 —●

6 —●

7 —●



GRAMMAR

What **is** it?

What **are** they?

It's a tree.


They're trees.

's = is

're = are



2 Look and draw lines. Write.



_____ butterflies _____

3 Listen and look. Write. TR: 14

1. What is it? _____

It's the sun. _____

2. _____?

_____.

3. _____?

_____.




4 Read and match. Write the numbers.



1

1. the moon 2. a star 3. a cloud 4. a bush 5. a flower

5 Color and write.



What are they? They're _____.

What is it? It's _____.

GRAMMAR

Where is the moon?
Where are the birds?

It's **in** the sky.
They're **on** the big rock.

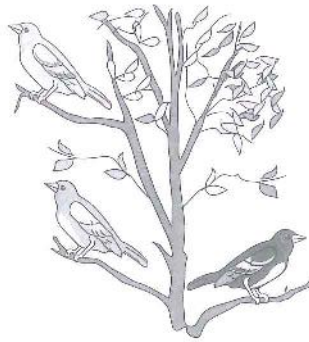


6 Draw lines.

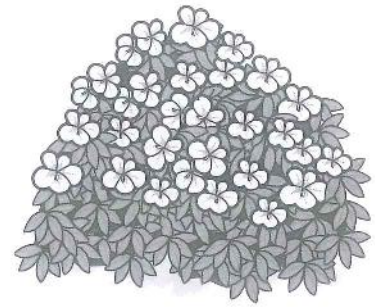
1. The butterfly is on the rock.



2. The clouds are in the sky.




3. The birds are in the tree.



4. The frog is in the river.



5. The flowers are on the bush.



7 Look at the pictures. Write.

1. Where is _____ the butterfly?


2. Where are _____ the clouds?

3. _____ the birds?


4. _____ the frog?

5. _____ the flowers?

8 Look at the pictures. Circle the words.




i f s a n p u o n c
m x o d n f a s s l
o b i r d s o t r o
o w y o l m n a z u
n i c c g s w r q d
s c r k z k s y j s
b c k b t a c l h f
t s u d r i v e r l
v b u s h j r w o k
f l o w e r s u i f



9 Find and color.

bird butterfly star flower



Where's the bird?

10 Listen to the song. Write. TR: 15

1. Where are the birds?

Where are the sun and the moon?

They're in the _____.

mountains

ocean

2. Where are the trees?

Where are the rocks?

They're in the _____.

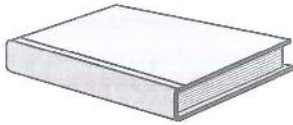
river

sky


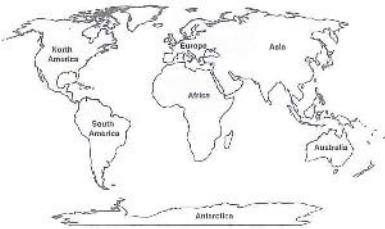
11 Listen. Find pictures of words with **b** as in **bird**.

Circle. TR: 16



1.



2.



3.



12 Listen and read. TR: 17

The Northern Lights

Like rainbows, the Northern Lights show colors in the sky.
You see their colors at night.




13 Read. Circle yes or no.

- | | | |
|---|-----|----|
| 1. You see Northern Lights in the day. | yes | no |
| 2. Northern Lights are black and white. | yes | no |

14 Read and circle.

1. Northern Lights are in the sky. The _____ is in the sky.
a. moon b. sun
2. A rainbow is in the sky. The _____ is in the sky.
a. moon b. sun

15 Color and write.



1. The tree is _____.
2. The _____ is _____.
3. The flowers are _____.
4. The _____ are _____.

16 Look and write.

Big letter	What is it? What color is it?	It's a bush. It's green.
Small letter	What is it? What color is it?	It's a bush. It's green.

W w

T t

I i

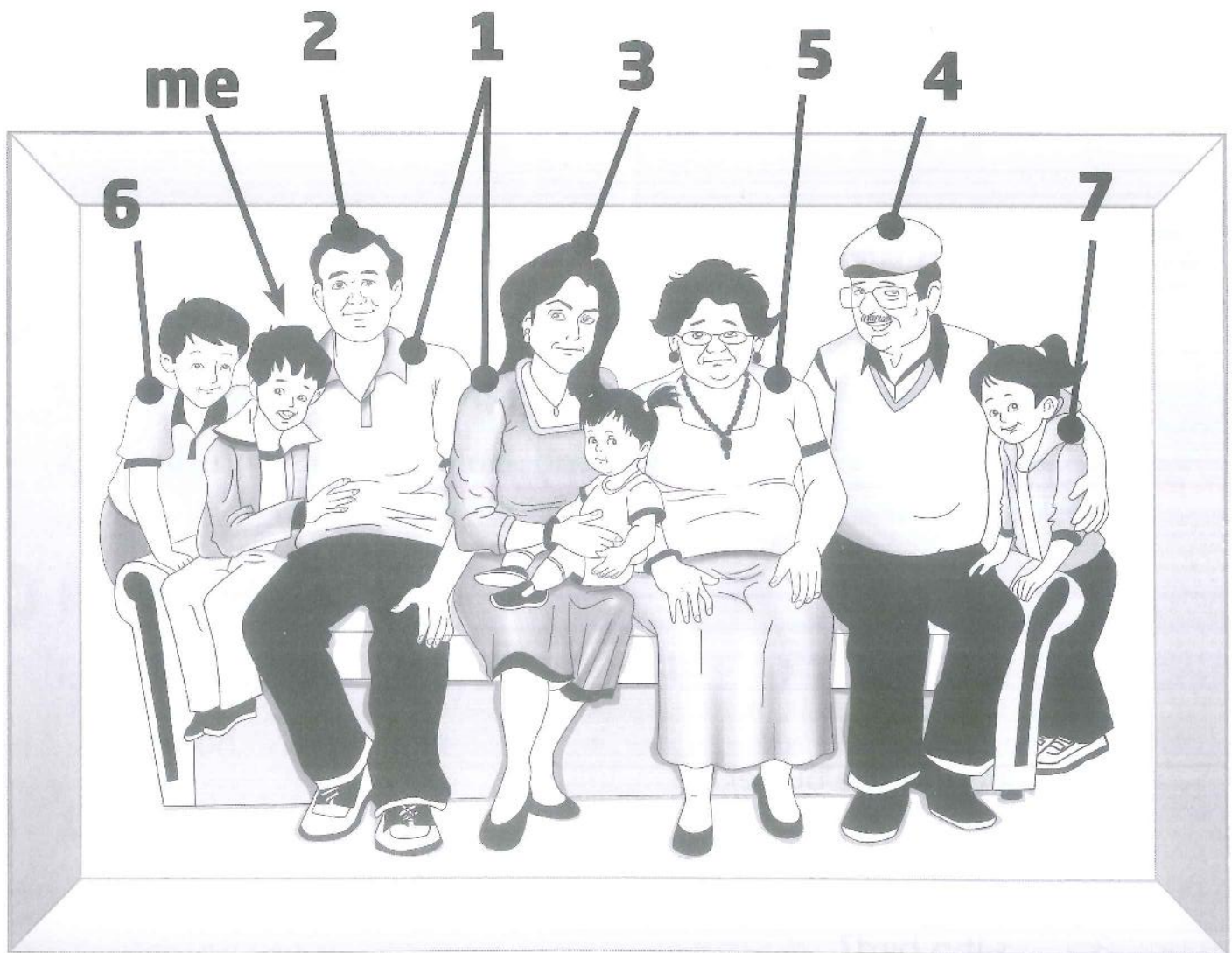
N n

1. ____ here is the butterfly?
2. ____ he butterfly is on the flower.
3. ____ s it a bird?
4. ____ o, it's a butterfly.

My Family

1 Listen. Look and match. TR: 18

- | | | |
|----------------------------------|----------------------------------|--------------------------------------|
| <input type="checkbox"/> brother | <input type="checkbox"/> father | <input type="checkbox"/> grandmother |
| <input type="checkbox"/> mother | <input type="checkbox"/> parents | <input type="checkbox"/> sister |
| | | <input type="checkbox"/> grandfather |



GRAMMAR

Do you **have** any brothers or sisters?

Yes, I do.

How many sisters **do** you **have**?

I **have** one sister.

How many brothers **do** you **have**?

I **don't have** any brothers.

don't =
do not

2 Listen. Circle. TR: 19

1. I have two brothers.

I have two sisters.

2. I don't have any sisters.

I don't have any brothers.

3. One. I have one brother.

One. I have one sister.

4. I don't have a big sister.

I don't have a big brother.

3 Look and listen. Write. TR: 20

little big brother family sister



Hi, I'm Lisa. I have a big family.

I have a _____ brother.

I have a little _____.

I have a big _____.

And I have a _____ sister, too!


4 Look and read. Circle.



1. tall short



2. tall short



3. young old



4. young old



5. small big



6. small big

5 Read. Draw and color.

a big book

an old grandmother

a tall tree

a small book

a young boy

a short tree

GRAMMAR

Who's he?

He's my little brother.

Who's she?

She's my sister Ana.

Who's = Who is

6 Listen. Write the number. TR: 21



7 Look at the photos. Write.

1. She's my _____ sister _____.

2. He's my _____.

3. She's my _____.


4. She's my _____, and he's my little
_____.

5. He's my _____.

6. He's my _____.

8 Listen.

Draw a line. TR: 22



9 What is the secret message?

Look at the letters and numbers.

Write the letters.

1	2	3	4	5	6	
a	b	c	d	e	f	
7	8	9	10	11	12	
g	h	i	j	k	l	
13	14	15	16	17	18	19
m	n	o	p	q	r	s
20	21	22	23	24	25	26
t	u	v	w	x	y	z



9 12 15 22 5 13 25 6 1 13 9 12 25
I _ _ _ _ _ _ _ _ _ _ _ _ _

10 Listen to the song. Write. TR: 23



all
big
short
tall

Some are _____,


and some are _____.

I have a _____ family,

and I love them _____!

11 Listen. Which words have **i** that sounds like the **i** in **big**? Color the shapes. TR: 24

6



Families around the World

Families are different. They are big or small. Families live in different places, too.



This big family lives in Ethiopia.



This small family lives in China.

13 Look at the chart. Read. Check.

Family	Big	Small
in China		✓
in Ethiopia		
your family		

14 Read.

I'm Adrian. I have a big family. In this photo, you see my grandfather, my grandmother, my parents, and my other grandmother. I have one sister and one brother. In this photo, I am the baby!



15 Write about your family.

I'm _____. I have a _____.

I have _____.

16 Look and write.

Who?	I	have a big family.
	My sister	is ten.
	You	have two brothers.
What?	The bird	is in the tree.
	The bush	is green.
	The book	is on the desk.

1. _____ don't have brothers or sisters.

2. _____ is tall.

3. _____ is in the sky.

4. _____ is on the chair.

Unit 4

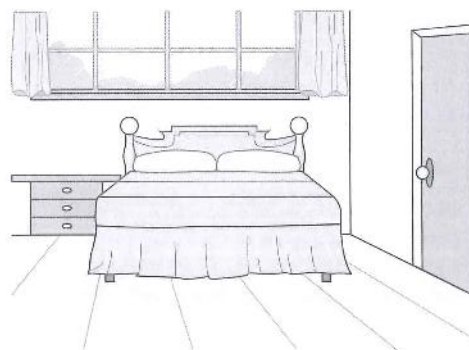
My House

1 Look and match. Write the number.

1



2



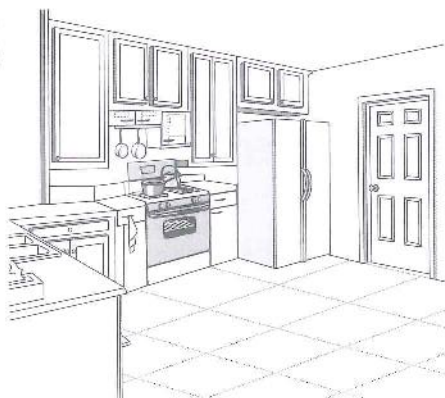
3



4



5



6



7


☐

a bathroom

☐

a lamp

☐

a kitchen

☐

a dining room

☐

a bedroom

☐

a sofa

☐

a living room

GRAMMAR

Is there a lamp in the bedroom?

Yes, **there is**.


Is there a chair in the bedroom?

No, **there isn't**.

isn't = is not

2 Listen. Circle. TR: 26

1. Yes, there is. No, there isn't.
2. Yes, there is. No, there isn't.
3. Yes, there is. No, there isn't.
4. Yes, there is. No, there isn't.
5. Yes, there is. No, there isn't.
6. Yes, there is. No, there isn't.
7. Yes, there is. No, there isn't.
8. Yes, there is. No, there isn't.



3 Look and listen. Write. TR: 27

1. Is there _____ a sofa in the living room?

2. _____ a bed in the kitchen?

3. _____ a lamp in the bathroom?

4. _____ a lamp in the living room?

4 Look. Read. Match. Draw lines.

a. Who's cooking?

1.



b. Who's watching TV? 2.



c. Who's cleaning?

3.



d. Who's sleeping? 4.



e. Who's eating?


5.



f. Who's taking a bath? 6.



5 Look. What is he doing?
Write.



GRAMMAR

Where's your father?

He's in the kitchen.

He's **cooking**.

's cooking = **is** cooking

Where's your sister?

She's in the kitchen.

She's **eating**.

's eating = **is** eating

6 Listen. Circle. TR: 28

- | | |
|------------------------|----------------------|
| 1. She's cleaning. | She's cooking. |
| 2. He's sleeping. | He's cleaning. |
| 3. She's watching TV. | She's taking a bath. |
| 4. He's taking a bath. | He's eating. |

7 Look at the pictures. Write.

1. Where's the baby?

She's in the bedroom. She's sleeping.



2. _____ the brother?

He's in the bathroom. He's _____.



3. _____ the grandmother?

She's in the kitchen. She's _____.



4. _____ the father?

He's in the living room. He's _____.



8 Do the crossword puzzle. Look and write.

down ↓


1



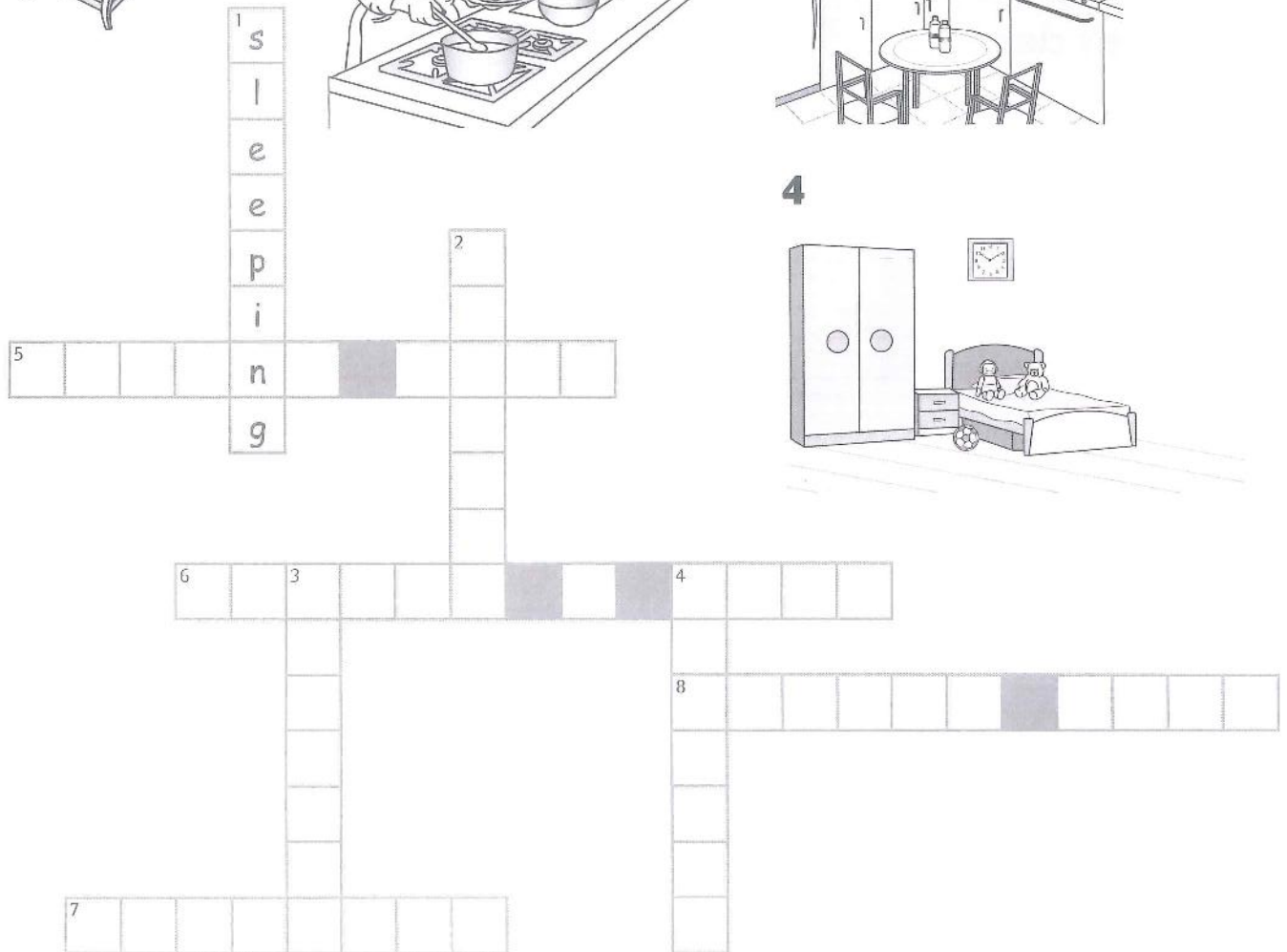

2



3



4



across →

5




6



7



8



9 Listen to the song. Write a new verse for the song. Use some words from the boxes. **TR: 29**

read

sit down

dining room

living room

kitchen

bedroom

chair

sofa

lamp


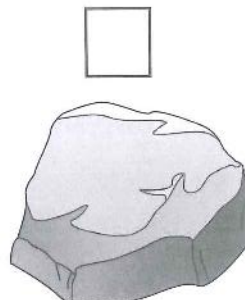
Where do you _____?

I _____ in the _____.

Is there a _____?

Yes, there is.

10 Listen. Which words have **l** that sounds like the **l** in **living room**? Check the boxes. **TR: 30**



A House in a Tree

This house is in a tree.
It's a tree house! A tree
house can have a living
room, a kitchen, and a
bedroom.



a tree house


Is there a bedroom in the tree house?

12 Read. Circle yes or no.

- | | | |
|--|-----|----|
| 1. A tree house is in the sky. | yes | no |
| 2. There is a bedroom in the tree house. | yes | no |

13 Read.

I'm Teddy. This is my bedroom. My bed is blue. There is a lamp on a small table.



14 Look. Write about your bedroom.

I'm _____. This is _____.

My _____ is _____.

I have _____.

There is _____.

15 Look and write.

Big letter: W I	W here's your sister? I s she in the living room?	?
Big letter: Y S	Y es, she's in the living room. S he's watching TV.	.

1. ____ here's your grandfather?

2. ____ s he in the kitchen?

3. ____ es, he's in the kitchen.

4. ____ e's eating.


Review

1 Look. Listen and circle. TR: 32

1.



2.



3.



4.



5.



2 Look and write.



1. What color is the rock? It's _____.
2. How many flowers? _____ flowers
3. Where is the sun? It's _____.
4. Where are the birds? They're _____.

3 Listen and read. Circle. TR: 33

- | | |
|--|----------------------------------|
| 1. How many brothers
do you have? | How many sisters
do you have? |
| 2. I don't have any sisters. | I have four sisters. |
| 3. Who's he? | Who's she? |
| 4. She's my big sister. | He's my big brother. |
| 5. Where is he? | Where is she? |
| 6. She's eating in the
dining room. | He's sleeping in the
bedroom. |

Cool Clothes

1 Look and match. Write the number.

1




2



3



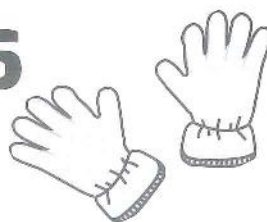
4



5



6



8



7


☐

a dress

☐

socks

☐

shoes

☐

a jacket

☐

gloves

☐

pants

☐

a skirt

☐

a shirt

GRAMMAR

What **are** you **wearing**? I'm **wearing** white shoes.
 You're **wearing** white shoes.
 What **is** he **wearing**? My brother's **wearing** a jacket.


'm **wearing** = am wearing

're **wearing** = are wearing

's **wearing** = is wearing

2 Listen. Write. TR: 34

1. What _____ you wearing?
I'm wearing a skirt.
2. What are you _____?
I'm wearing a dress.
3. What are you wearing?
_____ a jacket.
4. What is your brother wearing?
My _____ wearing pants.




3 Listen. Look at the chart. Read. Check. TR: 35

	Mother	Father
skirt		
dress		
pants		
socks		
shoes		
shirt		

4 Look at the picture. Write. Use words from the box.

closet
shelf
skirt
gloves



5 Listen. Look at the picture. Color. TR: 36

6 Look at the picture. Read and write.

1. Where is the shelf?

2. Where are the gloves?

3. What color is the hat?

4. What color are the shoes?

5. What color is the skirt?

GRAMMAR

What's **that**?

That's my pink hat.

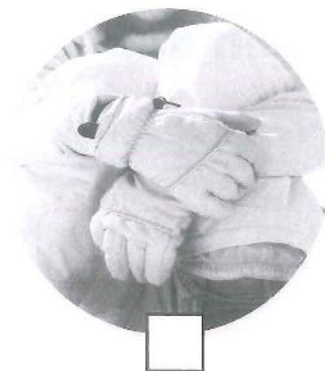

's **that** = is that

What **are those**?

Those are my brown pants.

That's = That is

7 Listen. Write the number. TR: 37



8 Listen and write. Listen again to the audio in Activity 7.

1. What's that ?

That's my dress.

4. _____ that?

_____ my jacket.

2. What _____?

Those are my socks.

5. What's _____?

That's my shirt.

3. What are those?

_____ my gloves.

6. What _____?

Those are my shoes.

9 Look and write.



Where are the clothes? In the _____.

10 Listen and draw a line. TR: 38


1 What are those?

2 What's that?

3 What are you wearing?

4 What are those?

5 What are you wearing?



11 Listen to the song. Write a new verse for the song.

Use some words from the box. TR: 39

dress gloves jacket
shoes skirt socks

I like my _____!

I like my _____!

I like my _____!


I like my _____!

12 Listen. Which words have **a** that sounds like the **a** in **hat**? Color the stars. TR: 40



Clothes for Work

People all over the world wear special clothes to work. Some people wear gloves and hats to work.




A chef wears special clothes for cooking.



a doctor



a builder



a police officer

14 What do you wear to school? Write.

I wear _____ to school.

15 Read.

The girl is wearing a red shirt and a black and red skirt. The boy is wearing a white shirt, a blue jacket, and brown pants.



16 Color and write.



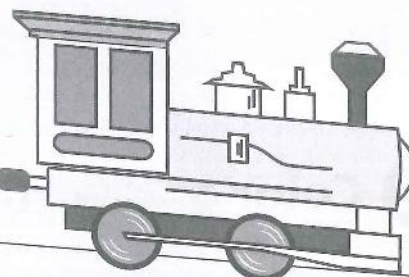

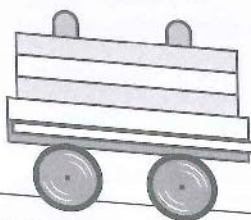
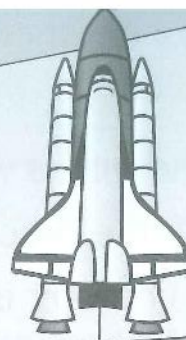
The girl is wearing _____

_____.

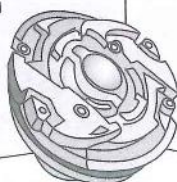
The boy is wearing _____

_____.

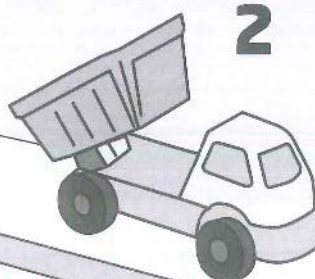
My Toys



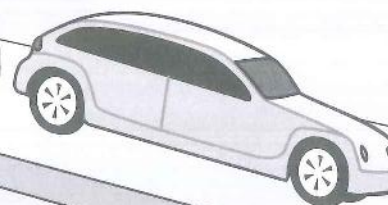
1



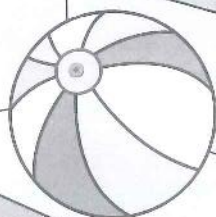
2




4



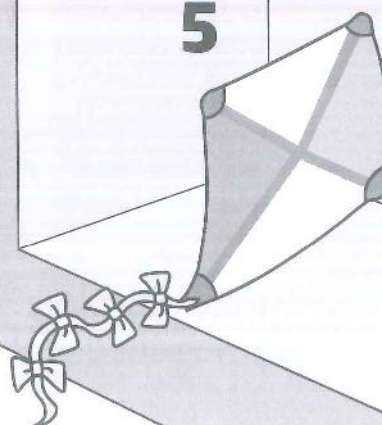
7



3



5



1 Look and match.

Write the number.

☐

a kite

☐

a top

☐

a ball

☐

a car

☐

a train

☐

a truck

☐

a bike

GRAMMAR

Do you **want** a top?

No, I **don't**.

don't = do not

Do you **want** a car?

Yes, I **do**.

Does he **want** a top?

Yes, he **does**.

Does she **want** a top?

No, she **doesn't**.

doesn't = does not

She wants a car.

2 Listen and read. Circle. TR: 42

1. Yes, I do.

No, I don't.

2. Yes, I do.

No, I don't.

3. Yes, she does.

No, she doesn't.

4. Yes, he does.

No, he doesn't.

5. Yes, I do.

No, I don't.

6. Yes, she does.

No, she doesn't.

3 Look. Listen and write. TR: 43


1. No, he doesn't.

2. _____

3. _____


4. _____

5. _____



4 Look at the picture. Write.

game doll puzzle robot teddy bear



5 Listen and circle. TR: 44

- | | |
|-------------|--------------|
| 1. a ball | a doll |
| 2. a puzzle | a truck |
| 3. a robot | a car |
| 4. a game | a top |
| 5. a train | a teddy bear |



GRAMMAR

Is this your puzzle?

No, **it** isn't. It's Marco's puzzle.

Are these your dolls?

No, **they** aren't. They're Anita's dolls.

6 Write.

1. _____ your robot?

Yes, _____ is.

2. _____ your teddy bears?

No, _____ aren't.

3. _____ your puzzles?

No, _____ aren't.

4. _____ your game?

No, _____ isn't.


5. _____ your cars?

Yes, _____ are.


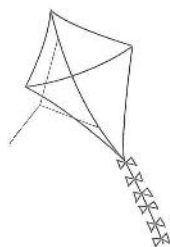

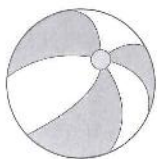
7 Listen and mark ✓ or X. TR: 45

✓ = yes X = no

	Olga	Ivan	Anya
dolls			
robots			
game			



8 Look at the pictures. Circle the words.



g	a	m	e	t	b	i	c	k	l
a	z	o	m	u	i	z	c	a	r
n	t	r	u	c	k	a	z	k	o
e	r	d	o	b	e	l	o	i	b
b	a	l	l	x	l	a	f	t	o
k	i	s	r	p	u	f	t	e	t
s	n	f	p	u	z	z	l	e	e
u	g	d	i	o	m	m	a	s	l
m	d	o	l	l	u	z	z	m	p

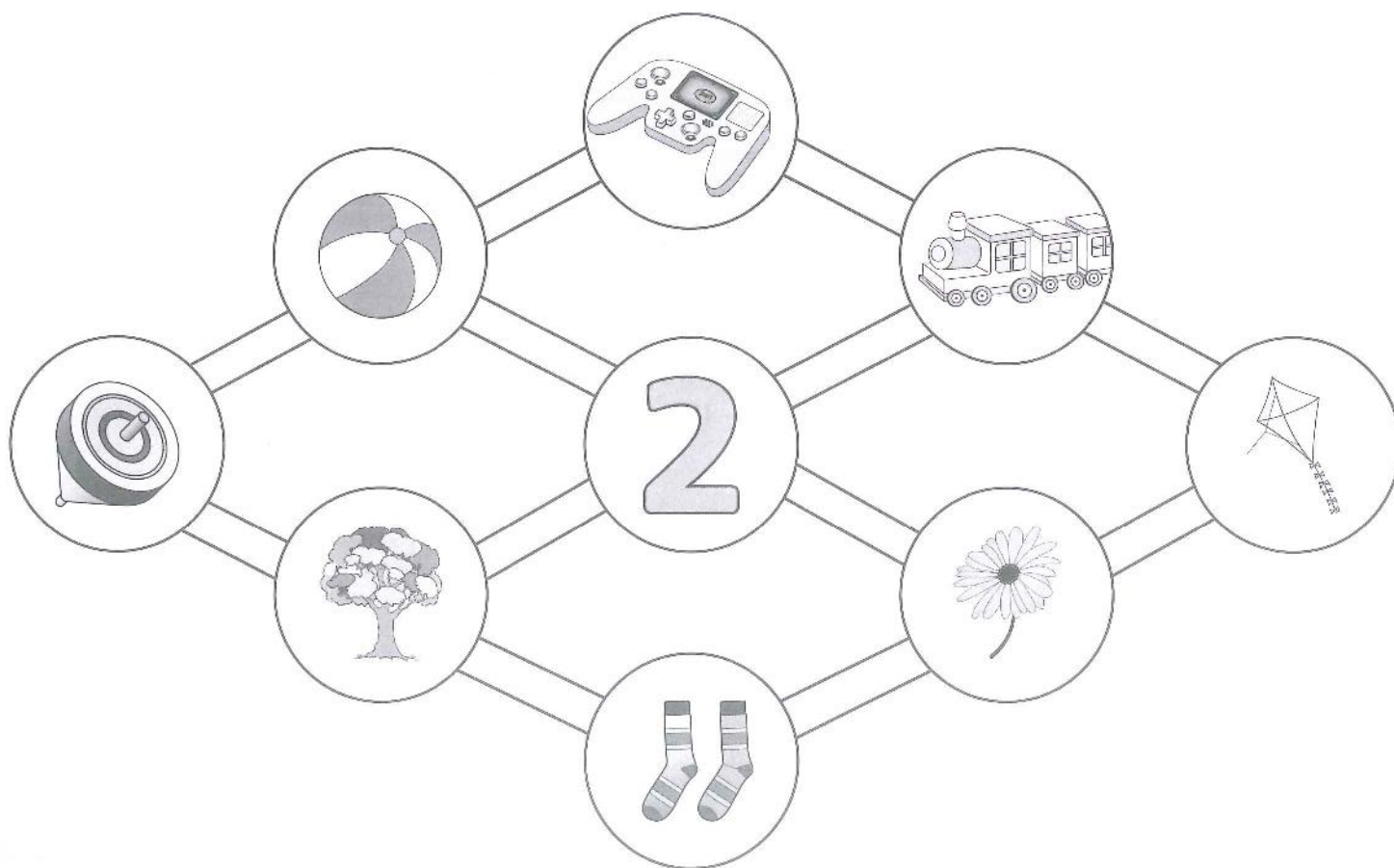
9 Draw a robot, a doll, or a teddy bear.



10 Listen to the song. Check. TR: 46

Do you want to . . . ?	Yes, I do.	No, I don't.
ride a bike		
fly a kite		
dress my doll		
kick a ball		
play with trains		

11 Listen. Which words have **t** that sounds like the **t** in toy? Draw a line. TR: 47



We ♥ Kites



This kite looks like a fish.

These kites are in a kite museum in China.

People love kites. There are even kite museums! This kite museum is in China. Some kites look like birds. Some kites look like butterflies. Some kites look like fish!

13 Read. Look. Circle yes or no.

- | | | |
|---|-----|----|
| 1. There are kite museums. | yes | no |
| 2. This museum is in China. | yes | no |
| 3. There are robots and trains in the museum. | yes | no |

14 Read.

My favorite toy is my doll.
Her name is Kate. She is small.
She is wearing a pink dress.
I play with her in my bedroom.
She sleeps with me in my bed.



15 Draw and write about your favorite toy.

My favorite toy is _____

Unit 7

My Body

1 Look and write.



an ear
an eye
a foot
hair
a hand

a head
a leg
a mouth
a nose

GRAMMAR

I have black hair. **My** hair is black.

You have black hair. **Your** hair is black.

Nico has black hair. **His** hair is black.

Rosa has black hair. **Her** hair is black.

2 Listen and read. Circle. TR: 49

1. My nose is small.

Your nose is small.

2. My eyes are green.

Her eyes are green.

3. Your hands are small.

His hands are small.

4. His mouth is red.

Her mouth is red.

3 Look and read. Write. Use *my*, *her*, and *his*.

1. This is _____ sister.

_____ legs are short.

_____ hair is black.


_____ mouth is small.

2. This is _____ grandfather.

_____ feet are big.

_____ hair is white.

_____ nose is big.



4 Look and read. Circle.



1. walk run



2. run jump




3. walk run



4. strong legs
small legs



5. short hair
long hair



6. strong arms
short arms

5 Write about your family. Use words from the list.

big long short small strong

1. My _____ has _____ hair.
2. My _____ has _____ legs.
3. My _____ has _____ eyes.
4. My _____ has _____ ears.
5. My _____ has _____ hands.

GRAMMAR

I **can** jump.

He **can** run. She **can** run.

Can you jump?

Yes, I **can**.

6 Listen. Write. TR: 50

1. No. He _____ walk.
2. _____ his sister jump?
3. Yes, she _____ run.
4. _____ the baby run?



7 Look at the photos. Read. Write.



1. Can the father cook?

_____, he _____.




2. Can the baby sister cook?

_____, she _____.



3. Can the brother clean?

_____, he _____.



4. Can she watch TV?

_____, she _____.

8 What's different? Look and write. Then complete the pictures.

1



2



1. In picture 1, the robot has one hand and two legs.

In picture 2, it has _____.

2. In picture 2, the bear has two ears and one eye.

In picture 1, it has _____.

3. In picture 1, the doll doesn't have hair. In picture 2, it

_____.

9 Listen to the song. Write. TR: 51

1. Legs, legs. Move your _____.

Can you _____ with me?

2. Mouth, mouth. Move your _____.

Can you _____ with me?

3. Hands, hands. Move your _____.

Can you _____ with me?



10 Listen. Which words have **h** that sounds like the **h** in **hair**? Circle the numbers. TR: 52

1.



2.



3.



4.




5.



Polar Bears

Polar bears are white. A mother polar bear has a big body, but her head is small. Her eyes and ears are small, too. She has strong legs. She can run and jump. Baby polar bears run and jump, and they play, too!



12 Read and write.

1. A mother polar bear has a _____ head.
2. She has _____ legs.
3. She can run and _____.
4. Baby polar bears run, jump, and _____.

13 Read.

I'm Antoni. I have two eyes, one nose, and one mouth. I have two arms and two legs. I like spiders. My spider costume has eight eyes and eight legs. I'm a cool spider!



14 Draw a costume and write.


I'm _____. I have _____.

I have _____.

My _____ costume has _____.

_____.

Good Food



1 Look and write.

☐

rice

☐

soup

☐

an apple

☐

chicken

☐

a cookie

☐

fish

☐

an egg

☐

a sandwich

☐

a banana

GRAMMAR

Do you **like** eggs? No, I **don't**. I **don't like** eggs.

Do you **like** soup? Yes, I **do**. I **like** soup.

Does he **like** eggs? No, he **doesn't**.
He **doesn't like** eggs.

Does he **like** soup? Yes, he **does**. He **likes** soup.

don't = do not

doesn't = does not

2 Listen. Write. TR: 54


1. Do you like rice?

2. Does she like fish?

3. _____ you _____ cookies?

4. _____ he _____ bananas?

5. _____ you _____ sandwiches?



3 Listen. Write. TR: 55

1. No, I don't. I don't like rice.


2. Yes, she does. She likes fish.

3. Yes, I _____. I _____ cookies.

4. No, he _____. He _____ bananas.

5. No, I _____. I _____ sandwiches.

4 Look and read. Color.



1. Color the lemonade yellow.
2. Color the tea brown.
3. Color the milk white.
4. Color the orange juice orange.
5. What does not have a color? _____

5 Listen. Mark ✓ for yes and ✗ for no. TR: 56

	Sonia	David	you
lemonade			
milk			
tea			
water			
orange juice			

6 Look at the chart.

Write what you like.

I like _____.



GRAMMAR

an egg

an eraser

an arm

a banana

a pencil

a leg

7 Listen. Write. TR: 57

1. Do you have _____ crayon?
2. I have _____ old pen.
3. Does Maria want _____ apple?
4. No, she wants _____ cookie.




8 Read. Write. Use *an* or *a*.

1. I have _____ orange.
2. She has _____ apple.
3. Do you have _____ banana?
4. No, I have _____ glass of milk.
5. I want _____ egg.
6. He is eating _____ sandwich.
7. Do you want _____ cookie?
8. What do you want? I want _____.




9 Look at the picture. Read. Color.



1. Color the milk white.
2. Color the cookies brown.
3. Color the rice white.
4. Color the apple green.
5. Color the bananas yellow.
6. Color the oranges orange.

10 Start at A. Listen. Go to the house. TR: 58



11 Look at the maze. What foods are there? Write.

12 Listen to the song. Write a new verse for the song. Use some words from the box. TR: 59

Do you want _____?

Do you want _____?

Do you want _____?

Yes, please!

an apple
some chicken
an egg
some fish
an orange
some rice

13 Listen. Draw an X over the words that don't have the same **e** sound as in **egg**. TR: 60

1.



2.



3.



14 Listen and read. TR: 61

Fruit

Every day, people eat fruit. Apples, oranges, and lemons are fruits. They grow on trees. People can eat the fruit. They can make juice from the fruit. People can make lemonade from lemon juice and water.



Fruit on a farm.



a lemon


Fruit at home.

15 Read. Circle yes or no.

- | | | |
|---------------------------------------|-----|----|
| 1. Many people eat fruit. | yes | no |
| 2. Some people grow on trees. | yes | no |
| 3. Oranges grow on trees. | yes | no |
| 4. Lemonade is apple juice and water. | yes | no |

16 Read.

I eat my favorite foods at lunchtime and at night. For lunch, I like soup, a cheese sandwich, or a chicken sandwich. For dinner, I like salad, fish, and rice. I like to drink water or lemonade.



17 Draw and write about your favorite foods.

My favorite foods are _____

NATIONAL
GEOGRAPHIC

EXPLORE OUR WORLD

TR: 65

This is our world.
Everybody's got a song to sing.
Each boy and girl.
This is our world!


I say "our!" You say "world!"
Our!
World!
Our!
World!

I say "boy!" You say "girl!"
Boy!
Girl!
Boy!
Girl!

I say "Everybody move..."
I say "Everybody stop..."
Everybody stop!

This is our world.
Everybody's got a song to sing.
Each boy and girl.
This is our world!

Let's
sing!



Unit 1

My School TR: 66

This is my school.
This is your school.
This is my school.
I like my school.

I have my eraser,
and I have my book.
I have my eraser.
Come and look!

CHORUS

We can count from one to ten.
Just like this, just like this.

Is everybody ready?
Here we go!
1-2-3-4-5-6-7-8-9-10
Yay!

CHORUS

I know my colors.
Red and blue,
purple, too.
Orange, green, and yellow!

CHORUS

I like my school!

Unit 2

Nature TR: 67

Where are the birds?
They're in the sky.
Where are the sun and the moon?
They're in the sky.
The sky is part of our world.

Where are the fish?
They're in the ocean.
Where are the waves?
They're in the ocean.
The ocean and the sky
are part of our world.

Where are the trees?
They're in the mountains.
Where are the rocks?
Up in the mountains.
The mountains and the ocean
and the sky, they're part of our world.

What colors do you see
in our beautiful world?
What colors do you see
in our beautiful world?

The colors of the rainbow,
the colors of the rainbow.
The colors of the rainbow,
the colors of the rainbow.

The rainbows and the mountains
and the ocean and the sky,
they're part of our world,
part of our world.

Our beautiful world!

Unit 3

Big or Small? TR: 23

Do you have a big family?
Do you have a big family?
Do you have a big family?
Yes, my family is big!

Do you have a little brother?
Do you have a little sister?
Do you have a little baby
in your family?

I don't have a little brother,
little sister, baby brother.
My brother is big!

Some are short, and some are tall.
I have a big family, and I love them all!

How many people are in your family?
How many people are in your family?

How many people are in your family?
Two, three, four, five or more?

There are two boys in my family.
There are two girls in my family.

There are six people in my family.
And I love them all!
Some are short, and some are tall.
I have a big family, and I love them all!

My family is big.
Your family is small.

I love the people in my family!
Yes, I love them all.
I love them all!
I love them all!

Unit 4

My Home TR: 29

Where do you live?
I live in an apartment.
Where do you live?
I live in a house.

Where do you sleep?
I sleep in the bedroom.
Is there a bed?
Yes, there is.

At home, my home,
at home, where I live.

Where do you eat?
I eat in the kitchen.
Is there a spoon?
Yes, there is.

Where do you play?
I play in the backyard.
Is there a ball?
Yes, there is.

At home, my home,
at home, where I live.
It's where I live!

Unit 5

My Clothes TR: 68

What are you wearing?
What are you wearing?
I'm wearing my brown shoes,
and I really like them.

What are you wearing?
What are you wearing?
I'm wearing my purple pants,
and I really like them.

I like my shoes!

I like my pants!

I like my shirt!

I like my skirt!

What are you wearing?
What are you wearing?
I'm wearing my orange shirt,
and I really like it.

What are you wearing?
What are you wearing?
I'm wearing my pink skirt,
and I really like it.

CHORUS

Oh, you look nice.
Thank you.
Nice hat.
Nice shoes.
Nice shirt.

Unit 6

Let's Play! TR: 69

Do you want to play?
Do you want to play with me?
Do you want to play?
Do you want to play with me?
Do you want to play?
Do you want to play with me?
Yes, I do! Yes, I do!

Do you want to bang on a drum?
No, I don't.
Do you want to ride a bike?
No, I don't.
Do you want to fly a kite?
Yes, I do.
I want to fly my kite with you!

*There is a shelf on the wall,
a box on the shelf,
toys in the box.
Toys for girls and boys!*

Do you want to dress my doll?
No, I don't.
Do you want to kick a ball?
No, I don't.
Do you want to play with trains?
Yes, I do.
I want to play with you!
Choo choo choo!

CHORUS

Let's play!

Unit 7

My Body TR: 70

My body, my body!
It's fun to move my body!
My body, my body!
Can you dance with me?

Legs, legs. Move your legs.
Legs, legs. Move your legs.
Legs, legs. Move your legs.
Can you walk with me?

Feet, feet. Move your feet.
Feet, feet. Move your feet.
Feet, feet. Move your feet.
Can you jump with me?

CHORUS

Mouth, mouth. Move your mouth.
Mouth, mouth. Move your mouth.
Mouth, mouth. Move your mouth.
Can you sing with me?

Hands, hands. Move your hands.
Hands, hands. Move your hands.
Hands, hands. Move your hands.
Can you clap with me?

CHORUS

My body, my body!
I love to move my body!
My body, my body!
Can you dance with me?

Unit 8

Yes, Please! TR: 71

Pizza?
I like pizza!
Yes, I do! Yes, I do! Yes, I do!
I like pizza!
Yes, I do!
I like it very much!

Apples?
I like apples!
Yes, I do! Yes, I do! Yes, I do!
I like apples!
Yes, I do!
I like them very much!

Do you want a cookie?
Do you want some cheese?
Do you want a banana?
Yes, please!

Chicken?
I like chicken!
Yes, I do! Yes, I do! Yes, I do!
I like chicken!
Yes, I do!
I like it very much!

Salad?
I like salad!
Yes, I do! Yes, I do! Yes, I do!
I like salad!
Yes, I do!
I like it very much!

CHORUS

Oranges?
I like oranges!
Yes, I do! Yes, I do! Yes, I do!
I like oranges!
Yes, I do!
I like them very much!

Water?
And I like water!
Yes, I do! Yes, I do! Yes, I do!
I like water!
Yes, I do!
I like it very much!

CHORUS

Yes, please!
Yes, PLEASE!

Credits

Illustrations

Integra Software Services Inc.

Photography

4 (bl) © iStockphoto.com/phant; 5 (tl) © Christophe Testi/Dreamstime.com; 5 (cl) © iStockphoto.com/genyuan huang/thirty_three; 5 (b) © iStockphoto.com/Tolga Tezcan; 5 (tc) © Lucie Lang/Dreamstime.com; 5 (tl) © Anton Starikov/Dreamstime.com; 6 (tl) © iStockphoto.com/kemie; 6 (tc) © iStockphoto.com/YangYin; 6 (tr) © Linda Webb/Shutterstock.com; 6 (tl) © Helen Sessions/Alamy; 9 (c) © iStockphoto.com/iLexx; 9 (cr) © iStockphoto.com/magnetcreative; 9 (tl) © Helen Sessions/Alamy; 9 (tl) © iStockphoto.com/phant; 9 (tc) © iStockphoto.com/russellart; 9 (tr) © iStockphoto.com/subjug; 10 (tr) © English School/The Art Gallery Collection/Alamy; 11 (tc) © Silverstock/Photodisc/Getty Images; 13 (tc) © iStockphoto.com/dstephens; 13 (tr) © iStockphoto.com/Jan-Otto; 13 (cl) © iStockphoto.com/BorislavFilev; 13 (cr) © blickwinkel/Linke/Alamy; 13 (c) © Reinhard, H./Arco Images/Alamy; 13 (br) © Robert Keenan/Alamy; 13 (bc) © Andrew Watson/Lonely Planet Images/Getty Images; 13 (cr) © Cloudia Spinner/Shutterstock.com; 14 (tr) © Dorling Kindersley/Getty Images; 14 (tl) © Dorling Kindersley/Getty Images; 14 (tc) © B. Tanaka/Getty Images; 14 (tl) © Corey Hochachka/Getty Images; 14 (tr) © Malcolm park/Getty Images; 18 (tl) © Radius Images/Alamy; 18 (tr) © Per-Andre Hoffmann/LOOK Die Bildagentur der Fotografen GmbH/Alamy; 22 (tc) © Harry Choi/TongRo Images/Alamy; 22 (tl) © Harry Choi/TongRo Images/Alamy; 22 (tr) © LifesizeImages/Getty Images; 22 (cl) © Shunyu Fan/E+ /Getty Images; 22 (c) © Juanmonino/E+/Getty Images; 22 (cr) © Zia Soleil/Iconica/Getty Images; 23 (tr) © KidStock/Blend Images/Getty Images; 23 (cl) © Tanya Constantine/Blend Images/Getty Images; 23 (c) © Gwyn Photography/Photodisc/Getty Images; 23 (br) © Image Source/Getty Images; 23 (tl) © Blend Images - KidStock/Brand X Pictures/Getty Images; 23 (tc) © Ron Levine/Digital Vision/Getty Images; 26 (cl) © DAVID EVANS/National Geographic Creative; 26 (tr) © O. Louis Mazzalenta/National Geographic Creative; 27 (tr) © Greg Federman/Photolibrary/Getty Images; 30 (tr) © Shalom Ormsby/Blend Images/Alamy; 30 (tc) © MIXA/Alamy; 30 (cr) © MIXA next/Getty Images; 30 (c) © S.P.O/amana Images/Getty Images; 30 (cr) © DAJ/amana images inc/Alamy; 30 (bc) © Stockbroker/MBI/Alamy; 30 (br) © Dick Luria/Photodisc/Getty Images; 34 (inset) © Balan Madhavan/DARKROOM/ Alamy; 34–35 (bkgrd) © Christina Fallara/The Image Bank/Getty Images; 36 (tl) © Anton Starikov/Dreamstime.com; 36 (br) © iStockphoto.com/bmcent1; 36 (tr) © Robert Keenan/Alamy; 36 (tl) © Reinhard, H./Arco Images/Alamy; 36 (tr) © iStockphoto.com/GoranKapor; 36 (cl) © iStockphoto.com/empire331; 36 (cr) © Lucie Lang | Dreamstime.com; 36 (br) © iStockphoto.com/aldomurillo; 36 (bl) © iStockphoto.com/aldomurillo; 36 (bl) © iStockphoto.com/ThomasVogel; 41 (tl) © Kaneko Ryo/Getty Images; 41 (tc) © Image Source/Getty Images; 41 (tr) © Chel Beeson/Photolibrary/Getty Images; 41 (bl) © Roger Weber/Photodisc/Getty Images; 41 (c) © Eastphoto/Stockbyte/Getty Images; 41 (br) © PhotoAlto/SuperStock; 43 (tl) © iStockphoto.com/Jonathansloane; 43 (br) © iStockphoto.com/popovaphoto; 43 (tc) © studios/Shutterstock.com; 43 (br) © Roman Sigaev/Shutterstock.com; 44 (br) © Eric Gregory Powell/The Image Bank/Getty Images; 44 (tc) © Jodi Jacobson/E+/Getty Images; 44 (bl) © Image Source/Getty Images; 44 (bc) © Celia Peterson/arabianEye/Getty Images; 48 (cr) © iStockphoto.com/ivanastar; 48 (bc) © incamerastock/Alamy; 49 (bl) © Shutterstock.com; 49 (r) © Ely Solano/Shutterstock.com; 49 (l) © Mikael Damkier/Shutterstock.com; 49 (c) © Arbaes | Dreamstime.com; 52 (inset) © TAO Images Limited/TAO Images; 52–53 (bkgrd) © TAO Images Limited/Getty Images; 53 © Streetfly Studio/JR Carvey/Blend images/Getty Images; 56 (bl) © Bryn Lennon/Getty Images; 56 (tl) © Blend Images - KidStock/Brand X Pictures/Getty Images; 56 (bc) © Celia Peterson/arabianEye/Corbis; 56 (br) © Harry E. Walker/MCT/Getty Images; 56 (tr) © CountryStyle Photography/E+/Getty Images; 56 (tc) © Stephen Simpson/The Image Bank/Getty Images; 57 (cl) © Jamie Grill/JGI/Blend Images/Getty Images; 57 (bl) © John Howard/Getty Images; 57 (tr) © Liz Banfield/Photolibrary/Getty Images; 57 (br) © Fuse/Getty Images; 59 (tr) © Roberto A Sanchez/E+/Getty Images; 59 (bl) © iStockphoto.com/lysh2006; 59 (br) © Valeriy Lebedev/Shutterstock.com; 59 (bl) © Getty Images; 59 (bc) © Andresr/Shutterstock.com; 59 (br) © Margo Harrison/Shutterstock.com; 60 (cl) © Ralph Lee Hopkins/National Geographic Creative; 60 (tr) © Norbert Rosing/National Geographic Creative; 65 (br) © Image Source/Getty Images; 65 (br) © Lauren Burke/Getty images; 65 (br) © DEA/PRIMA PRESS/De Agostini Picture Library/Getty images; 65 (br) © Foodcollection/Getty images; 65 (br) © Maria Toutoudaki/Stockbyte/Getty images; 65 (br) © iStockphoto.com/Benjamin Howell/jaminwell jaminwell; 65 (br) © Isabelle Rozenbaum/PhotoAlto/Corbis; 65 (tr) © Brett Stevens/cultura/Corbis; 65 (tr) © Juan Moyano | Dreamstime.com; 67 (cr) © iStockphoto.com/Turnervisual; 67 (br) © Gelpi JM/Shutterstock.com; 67 (tl) © Kalinin Dmitriy/Dreamstime.com; 67 (bl) © incamerastock/Alamy; 67 (c) © Christophe Testi | Dreamstime.com; 67 (tc) © Jan Martin Will | Dreamstime.com; 67 (cl) © aa3/Shutterstock.com; 68 (l) © Barrett/MacKay/All Canada Photos/Getty Images; 68 (r) © Per Magnus Persson/Johner Images/Corbis; 70 (bc) © iStockphoto.com/ThomasVogel; 70 (tl) © DEA/PRIMA PRESS/De Agostini Picture Library/Getty images; 70 (cr) © iStockphoto.com/Chiyacat; 70 (br) © Hideki Yoshihara/Aflo/Getty images



Bringing the World to the Classroom – and the Classroom to Life

Explore Our World is a light and lively six-level primary series in American English. It uses fun and fascinating National Geographic content, with stunning images and video, to provide young learners with key language, skills, and knowledge needed to understand their world.

The *Explore Our World* Workbook provides young learners with exercises and activities that reinforce and consolidate the content of the Student Book and focus on listening, speaking, and pronunciation, and also reading, writing, grammar, and vocabulary.

The *Explore Our World* Workbook includes:

- 8 pages of skills practice, activities, and additional reading for each unit
- *The Sounds of English* activities for pronunciation practice
- Unit Review sections
- Audio for listening comprehension, pronunciation, and Review sections, available on myNGconnect.com

For more information, please visit
NGL.Cengage.com/ourworldtours



ISBN-13: 978-1-305-07826-0
90000



9 781305 078260