

Phonics 3 for Kids



Thomas Gordon Nathan Shu



longman.com

www.kiddie.ir


Contents

Letter	Letter Sound	Character	Key Word	Extra Words	Page
Aa	/a/	Annie Ant	ax	ankle, apple	2
Bb	/b/	Benny Bear	ball	banana, bed	4
Cc	/k/	Candy Cat	cut	cake, car	6
Dd	/d/	Danny Dog	dig	doll, door	8
Ee	/e/	Eddie Elephant	egg	eggcup, empty	10
Ff	/f/	Fanny Fish	fin	fan, four	12
Gg	/g/	Goldie Goose	gate	girl, goat	14
Hh	/h/	Henna Hen	hat	hair, hand	16
Ii	/i/	Ian Insect	ill	in, ink	18
Jj	/j/	Jane Jellyfish	jump	jam, juice	20
Kk	/k/	Kenny Kangaroo	kick	key, kite	22
Ll	/l/	Larry Lion	leg	leaf, lemon	24
Mm	/m/	Micky Monkey	mouth	mango, milk	26
Review					28

Picture Dictionary

A a

Annie Ant has an ax.



ant



ax



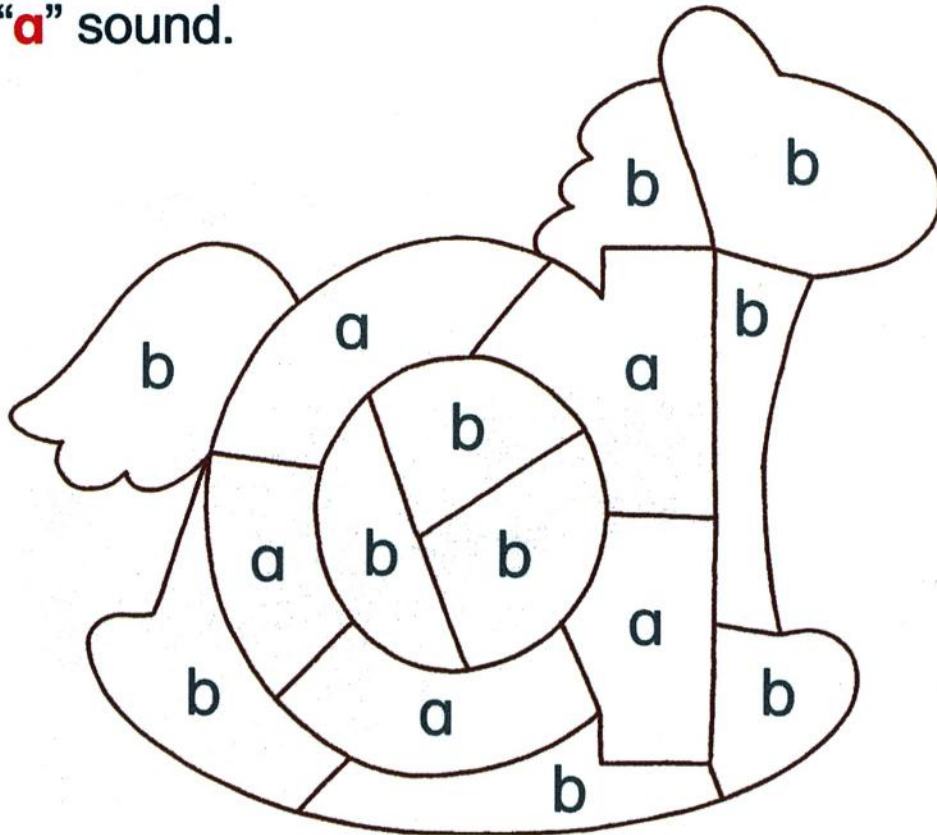
ankle



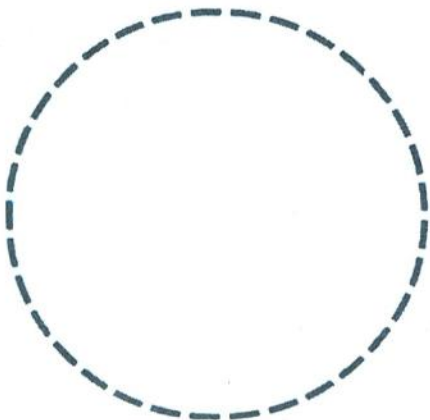
apple



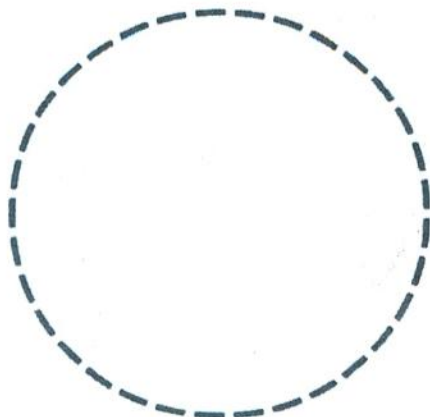
Color the parts with the letter **a** yellow. Say the "a" sound.



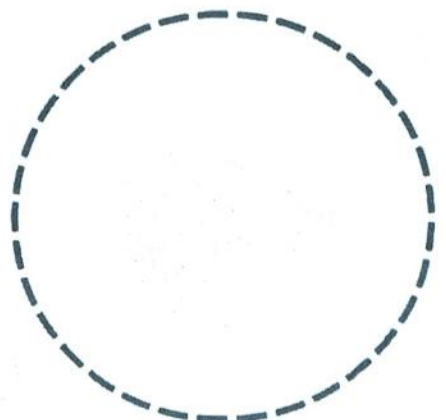
Say the words. Place the correct stickers in the circles.



ax




ankle



apple

Bb

Benny Bear has a ball.



bear



ball



banana




bed

A c t i v i t i e s



Color the parts with the letter **b** red. Say the "b" sound.



Say the words. Circle the correct pictures.


banana

ball

bed

C c

Candy Cat cuts her hair.



cat



cut




cake





car

A c t i v i t i e s

 Help the cat find the rat. Say the “c” sound.




 Circle the words that begin with the sound /k/.
Say the words.



D d

Danny Dog digs a hole.



dog



dig



doll




door

A c t i v i t i e s



Draw the missing part of the door. Say the “d” sound.



 Listen carefully. Place the correct stickers in the boxes.

1.



2.



E e

Eddie Elephant has an egg.



elephant



egg



eggcup




empty


A c t i v i t i e s



Color the parts with the letter **e** blue. Say the “e” sound.




Circle the things that begin with the sound /e/. Say the words.



F f

Fanny Fish has a big fin.



fish



fin



fan

4




four

A c t i v i t i e s



Circle the letters **f**. Say the “**f**” sound.




Listen carefully. Check the words that begin with the sound /f/.

1. 	2. 	3. 
fin	empty	cut
4. 	5. 	6. 
four	fan	fish

G g

Goldie Goose goes to the gate.



goose



gate






girl












goat

A c t i v i t i e s

  Help the **g**oose find the way to the lake. Say the “**g**” sound.



  Say the words. Place the correct stickers on the shadows.

goat			
girl			
gate			

Hh

Henna Hen has a hat.



hen



hat



hair

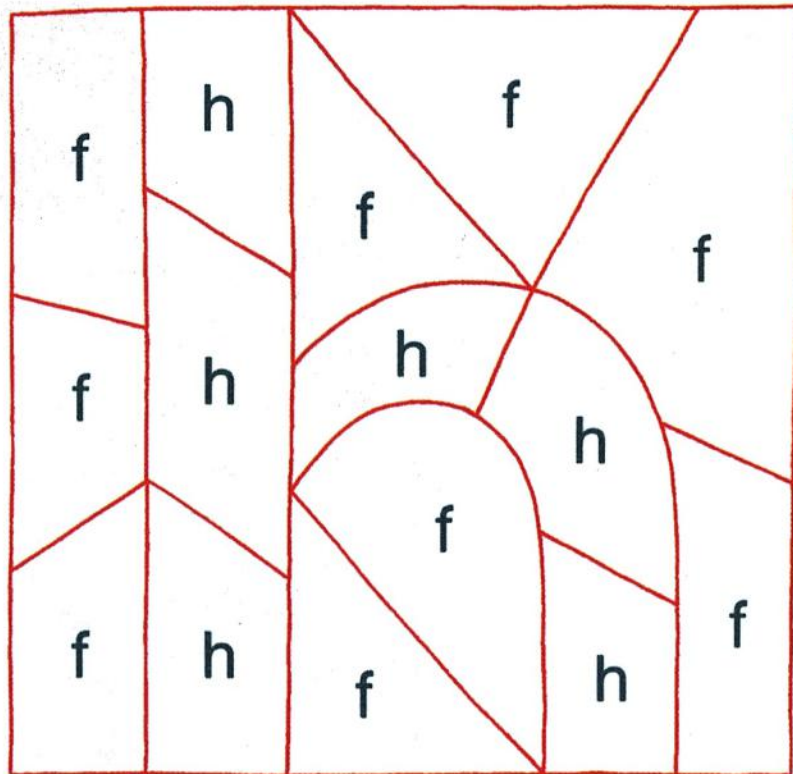


hand



A c t i v i t i e s



Color the parts with the letter **h** orange. Say the “**h**” sound.




Circle the correct boxes to make a word. Say the words.



I i

Ian Insect is ill in bed.



insect



ill




in



ink




Circle the letters **i**. Say the “**i**” sound.



Listen carefully. Place the correct stickers in the boxes.

1.




2.



Jj

Jane Jellyfish jumps the waves.



jellyfish



jump



jam



juice


A c t i v i t i e s



Circle the letters j. Say the "j" sound.



What things begin with the sound /j/? Place the stickers in the boxes.



K k

Kenny Kangaroo kicks a ball.



kangaroo



kick



key




kite


A c t i v i t i e s



Color the parts with the letter **k** pink. Say the "k" sound.




Listen carefully. Place the correct sticker in the box.



L I

Larry Lion has long legs.



lion



leg




leaf



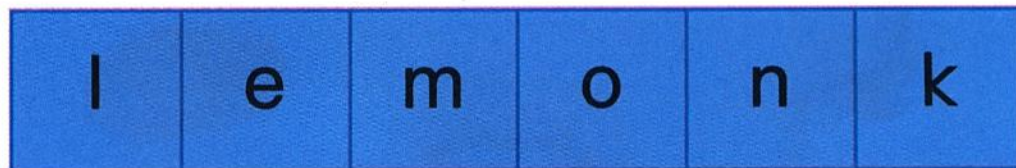
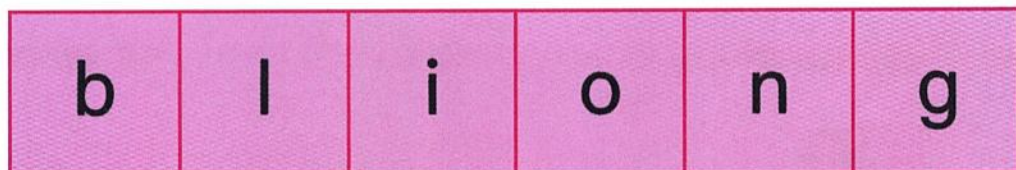
lemon



Draw the missing part of the leaf. Say the "i" sound.



Circle the correct boxes to make a word. Say the words.



Mm

Micky M onkey has a big m outh



m onkey



m outh



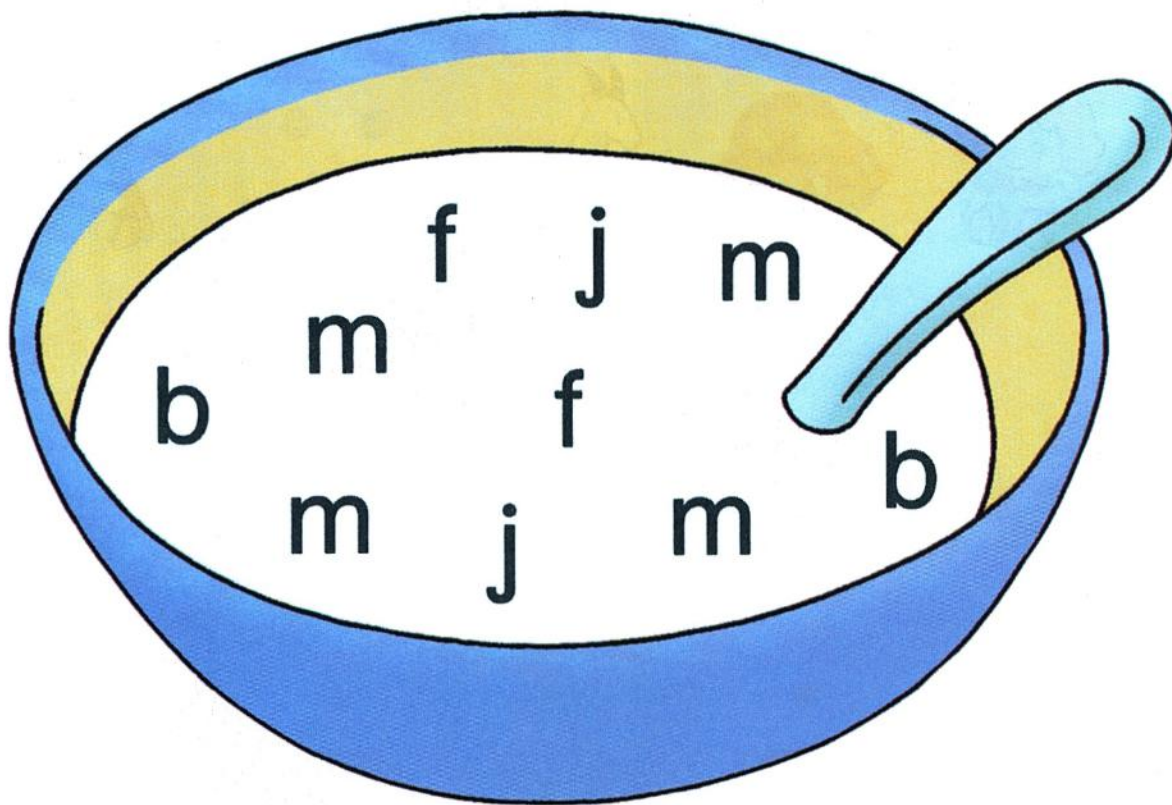
mango



milk



Circle the letters **m**. Say the “**m**” sound.



Say the words. Match the words with the correct pictures.



mango




mouth



milk



Review

 Match the pictures with the correct beginning sounds.



j

k

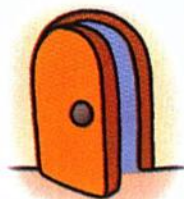
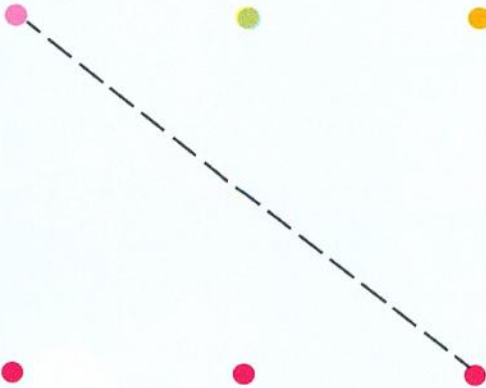
f

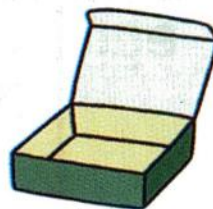
d

c

g

b





Picture Dictionary

a

ankle



ant



apple



ax



b

ball



banana



bear



bed



c


cake



car



cat



cut



d

dig



dog



doll



door



e

egg



eggcup



elephant



empty




Picture Dictionary

f


fan



fin



fish



four



g

gate



girl



goat



goose



h

hair



hand



hat



hen



i

ill



in



ink



insect



j

jam



jellyfish



juice



jump



k

kangaroo



key



kick



kite



l

leaf



leg



lemon



lion



m

mango



milk



monkey



mouth



Phonics for Kids 3

Phonics for Kids is a six-level series specially written for young children. Each unit deals with one letter sound or a phonic feature. It begins with an interesting story or a rhyme and is followed by a song and some fun activities. Useful phonics skills are taught in a systemic and enjoyable way.

Teaching phonics is an effective strategy that helps children learn reading and writing quickly. It is also a useful self-help tool for children to rely on when they encounter new words in listening, speaking, reading and spelling activities.

Learning phonics at an early age helps children develop both phonemic and print awareness. It is key to their future success in learning English.

The series includes:

- Student's Books 1-6
- Teacher's Guides 1-6
- Cassette Tapes and CDs 1-6
- Big Books 1-6
- Phonics Cards 1-6