

Phonics 5 for Kids



Thomas Gordon Nathan Shu



pen

ten



Contents


Rime	Words	Page
-ad	bad, dad, pad, sad	2
-an	can, fan, man, pan, van	6
-at	bat, cat, fat, mat, rat	10
-en	hen, men, pen, ten	14
Review		18
-et	get, jet, net, pet, wet	20
-ig	big, dig, fig, pig, wig	24
-ot	cot, dot, hot, lot, pot	28
-un	bun, fun, run, sun	32
Review		36
Picture Dictionary		


-ad



Dad is sometimes sad, sad, sad.
Dad is never bad, bad, bad.
Dad skates in a body pad, pad, pad.
And Dad is always dad, dad, dad.







Circle the correct words. Say the sentences.



May is sad pad bad .



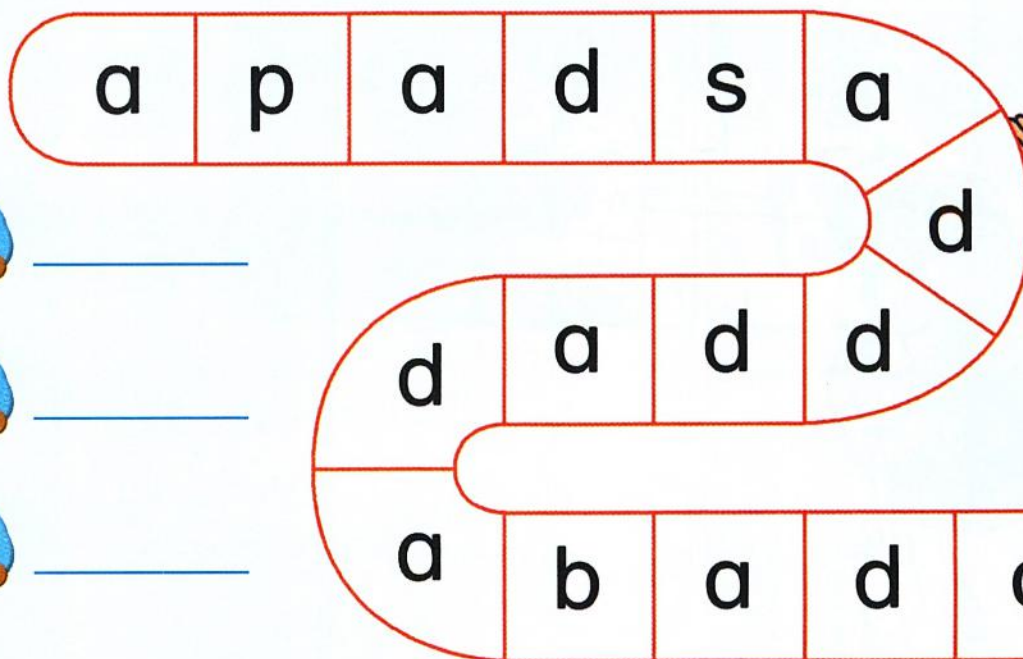
Tom is sad pad bad .



John skates in a body sad pad bad .



Color the -ad words. Write the words.





Listen carefully. Check the correct words.

1

dad

☐

hat

☐

2

pad

☐

sad

☐

3

pad

☐

pen

☐

4


bad

☐

bed

☐


What is your **dad** like? Draw the picture.







-an

Can the man find his fan?
Can the man find his pan?
Can the man find his van?
Yes, the man can, can, can!





A c t i v i t i e s



Match the words with the correct pictures. Say the words.



fan

pan

van



Listen carefully. Circle the correct words.

1



The man has a van pan fan .

2

The man has a pen pan van .



3



The man has a fan fin pan .

4

The pan van man has a fan.





Color the **-an** words. Write the words.

n	m	a	n
f	a	n	n
n	n	p	a
n	c	a	n
v	a	n	n















Stick or write a letter in the to form a word.


Draw the picture.



an







-at

Look! There's a fat cat!
Look! There's a fat rat!
Look! There's a fat bat!
Where? There, on the mat!





Place the correct stickers in the boxes. Say the sentences.

There's a fat



.

There's a fat



.

There's a fat



.



Build the words. Write the words.

c

b

m

r

h



cat




Listen carefully. Check the correct words.

1	fat	<input type="checkbox"/>	cat	<input type="checkbox"/>	bat	<input type="checkbox"/>
2	bad	<input type="checkbox"/>	bat	<input type="checkbox"/>	bed	<input type="checkbox"/>
3	bat	<input type="checkbox"/>	mat	<input type="checkbox"/>	rat	<input type="checkbox"/>
4	fat	<input type="checkbox"/>	rat	<input type="checkbox"/>	fan	<input type="checkbox"/>




Stick or write a letter in the ☐ to form a word.
Draw the picture.

☐ at





1st



-en

How many hens? Ten.
How many pens? Ten.
How many men? Ten.
How many now? Ten, ten, ten!



A c t i v i t i e s



Circle the correct answers.

How many?



	Two men. Six men. Ten men.
	Three hens. Ten hens. Six hens.
	Two pens. Ten pens. Four pens.




Listen carefully. Check the correct words.

1	pen	<input type="checkbox"/>	pet	<input type="checkbox"/>	pot	<input type="checkbox"/>
2	hen	<input type="checkbox"/>	fan	<input type="checkbox"/>	men	<input type="checkbox"/>
3	ten	<input type="checkbox"/>	men	<input type="checkbox"/>	pen	<input type="checkbox"/>
4	ten	<input type="checkbox"/>	van	<input type="checkbox"/>	hen	<input type="checkbox"/>



Circle the **-en** words. Write the words.











Draw lines to link the rhyming words. Say the words.



men



pan




hen



pen



mat



ten



sad

R e v i e w



Fill in the missing letters. Say the words.



b _ _



p _ _



p _ _




s _ _

ad

an

at


en



h _ _



c _ _



f _ _



body p _ _



Listen carefully. Circle the correct words.

1

bad

dad

bat

2

can

man

van

3

fat

fan

mat

4

ten

men

hen



Circle the rhyming words.

cat

fat

fan

bat

sad

bad

pen

van

pan


hen

ten

men

-et

Can you get me a jet?
Can you get me a net?
Can you get me a pet?
No, no, no. They're wet, wet, wet!





A c t i v i t i e s



Match the words with the correct pictures. Say the questions.

jet ? •




Can you get me a net ? •



pet ? •




Circle the -et words. Write the words.













Listen carefully. Circle the correct words.

1

jet

pet

get

2

pet

mat

net

3

pen

pet

pot

4


bat

bed

get



Join the dots. What can you **get**? Color the picture and write the word.



A ____.



-ig

I have a big, big fig.
I have a big, big wig.
I have a big, big pig.
I have to dig, dig, dig!



A c t i v i t i e s



Place the correct stickers in the boxes. Say the sentences.



I have a big



.



I have a big



.



I have a big



.




Listen carefully. Check the correct words.

1	dig	<input type="checkbox"/>	wig	<input type="checkbox"/>	big	<input type="checkbox"/>
2	fan	<input type="checkbox"/>	fat	<input type="checkbox"/>	fig	<input type="checkbox"/>
3	pig	<input type="checkbox"/>	pet	<input type="checkbox"/>	pen	<input type="checkbox"/>
4	big	<input type="checkbox"/>	bed	<input type="checkbox"/>	pig	<input type="checkbox"/>




Color the **-ig** words.



Stick or write a letter in the to form a word.
Draw the picture.


ig



-ot

Wow! You have a lot of pots!
Wow! You have a lot of cots!
Wow! You have a lot of dots!
Wow! You have lots, lots, lots!







Place the correct stickers in the boxes. Say the sentences.

It is a dot .

It is a cot .

It is a pot .



Build the words. Write the words.

d

c

p

l

h



dot



Listen carefully. Check the correct words.

1

You have a lot of	pens		.
	pots		
	pets		

2

You have a lot of	cats		.
	hats		
	cots		

3

You have a lot of	dots		.
	dogs		
	pan		



Draw lines to link the rhyming words. Say the words.



hot



net



lot



cot



pot



pen



pig




dot



-un

Let's go out in the sun.
Let's go for a long run.
Let's eat a yummy bun.
Let's have a lot of fun!





Circle the correct words. Say the sentences.

It's **fun** to go out in the

run

sun

bun .

It's **fun** to go for a long

run

bun

sun .

It's **fun** to eat a yummy

run

sun

bun .



Color the **-un** words. Write the words.



s

u

n

u

b

u

n

f

n

f

u

n

r

u

n











Listen carefully. Check the correct words.

- 1 fun ☐ bun ☐ sun ☐
- 2 bun ☐ sun ☐ bed ☐
- 3 fig ☐ fan ☐ fun ☐
- 4 run ☐ fun ☐ sun ☐



Draw lines to link the rhyming words. Say the words.



Review



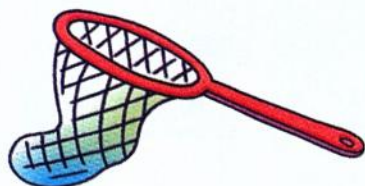
Fill in the missing letters. Say the words.

et

ig

ot

un



n _ _



p _ _



s _ _



d _ _



w _ _



j _ _



b _ _



p _ _




Listen carefully. Check the correct words.

1	get	<input type="checkbox"/>	wet	<input type="checkbox"/>	pet	<input type="checkbox"/>
2	dig	<input type="checkbox"/>	big	<input type="checkbox"/>	fig	<input type="checkbox"/>
3	lot	<input type="checkbox"/>	cot	<input type="checkbox"/>	cat	<input type="checkbox"/>
4	run	<input type="checkbox"/>	fun	<input type="checkbox"/>	bun	<input type="checkbox"/>



Circle the rhyming words.



P i c t u r e D i c t i o n a r y

-ad



bad



body pad



dad



sad

-an



can



fan



man



pan



van


-at



bat



cat



fat



mat



rat

P i c t u r e D i c t i o n a r y

-en




hen



men



pen



ten

-et



get



jet



net




pet



wet

-ig



big



dig



fig



pig



wig

P i c t u r e D i c t i o n a r y

-ot




cot



dot



hot



lot



pot

-un



bun



fun



run



sun

pen

ten



Phonics for Kids 5

Phonics for Kids is a six-level series specially written for young children. Each unit deals with one letter sound or a phonic feature. It begins with an interesting story or a rhyme and is followed by a song and some fun activities. Useful phonics skills are taught in a systemic and enjoyable way.

Teaching phonics is an effective strategy that helps children learn reading and writing quickly. It is also a useful self-help tool for children to rely on when they encounter new words in listening, speaking, reading and spelling activities.

Learning phonics at an early age helps children develop both phonemic and print awareness. It is key to their future success in learning English.

The series includes:

- Student's Books 1-6
- Teacher's Guides 1-6
- Cassette Tapes and CDs 1-6
- Big Books 1-6
- Phonics Cards 1-6